

Facelift Evolve

FULLY UPHOLSTERED GUEST / TANDEM / TABLES

Effective: August 1, 2022

T R I N I T Y

Date:

Page:

Modification:

Description:


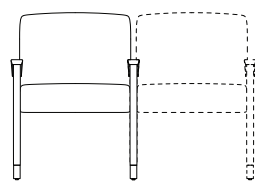
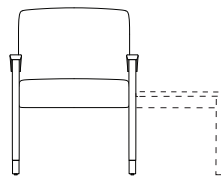
DESCRIPTION:

- Upholstery Frames: Steel, Plywood & Hardwood
- Seat: High Density Polyurethane Foam Over Strap Webbing
- Back: High Density Polyurethane Foam Over Plywood
- Upholstered Covers: Attached w/ Velcro / Removable For Maintenance
- Exposed Black Polyurethane Arm Caps Standard
- Exposed Black Polyester Legs Standard: Removable For Maintenance / Wallsaver Legs
- Antimicrobial Moisture Barrier Fully Encapsulates Seat & Back
- Leather Upholstery Not Available
- Adjustable Height Leveling Glides Standard
- Lifetime Warranty

OPTIONS:

- EPAC-1 Polyester Arm Cap (Specify Color)\$177 Each
- Specify Exposed Polyester Leg Finish (See Page 7)
- Table & Connecting Tables Available (See Facelift Evolve Guest/Tandem/Tables)

NOTE: All Seating Configurations Are Viewed From Left To Right Facing. Please Attach A Layout Showing Seating Configuration w/ Your Order. Assembled Units Must Be Shipped In Configurations Of 3 Or Less.

GUEST / TANDEM		ITEM #:	SPECIFICATIONS GRADES LIST PRICES:													
FULLY UPHOLSTERED CHAIR			Overall: 23.5"w 24"d 34"h			Arm: 25"h			COM: 3.75 yds.							
			Seat: 20"w 19"d 18.5"h			Weight: 55 lbs.			COL: n/a							
			COM	COL	1	2	3	4	5	6	7	8	9	10	L1	L2
	1880		1414	N/A	1529	1626	1722	1818	1914	2010	2107	2203	2299	2395	N/A	N/A
			<i>Closed Back / Tight Seat & Back / Removable Upholstery</i>													
	1880-R		118	N/A	298	395	491	587	683	779	881	983	1085	1186	N/A	N/A
			<i>Replacement Upholstery Covers</i>													
FULLY UPHOLSTERED CHAIR / ACCEPTS CHAIR ON RIGHT			Overall: 23.5"w 24"d 34"h			Arm: 25"h			COM: 3.75 yds.							
			Seat: 20"w 19"d 18.5"h			Weight: 55 lbs.			COL: n/a							
			COM	COL	1	2	3	4	5	6	7	8	9	10	L1	L2
	1880-C		1414	N/A	1529	1626	1722	1818	1914	2010	2107	2203	2299	2395	N/A	N/A
			<i>Closed Back / Tight Seat & Back / Removable Upholstery</i>													
	1880-R		118	N/A	298	395	491	587	683	779	881	983	1085	1186	N/A	N/A
			<i>Replacement Upholstery Covers</i>													
FULLY UPHOLSTERED CHAIR / ACCEPTS TABLE ON RIGHT			Overall: 23.5"w 24"d 34"h			Arm: 25"h			COM: 3.75 yds.							
			Seat: 20"w 19"d 18.5"h			Weight: 55 lbs.			COL: n/a							
			COM	COL	1	2	3	4	5	6	7	8	9	10	L1	L2
	1880-T		1414	N/A	1529	1626	1722	1818	1914	2010	2107	2203	2299	2395	N/A	N/A
			<i>Closed Back / Tight Seat & Back / Removable Upholstery</i>													
	1880-R		118	N/A	298	395	491	587	683	779	881	983	1085	1186	N/A	N/A
			<i>Replacement Upholstery Covers</i>													

DESCRIPTION:

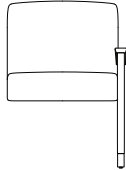
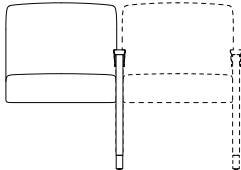
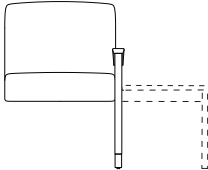
- Upholstery Frames: Steel, Plywood & Hardwood
- Seat: High Density Polyurethane Foam Over Strap Webbing
- Back: High Density Polyurethane Foam Over Plywood
- Upholstered Covers: Attached w/ Velcro / Removable For Maintenance
- Exposed Black Polyurethane Arm Caps Standard
- Exposed Black Polyester Legs Standard: Removable For Maintenance / Wallsaver Legs
- Antimicrobial Moisture Barrier Fully Encapsulates Seat & Back
- Leather Upholstery Not Available
- Adjustable Height Leveling Glides Standard
- Lifetime Warranty

OPTIONS:

- EPAC-1 Polyester Arm Cap (Specify Color)\$177 Each
- Specify Exposed Polyester Leg Finish (See Page 7)
- Table & Connecting Tables Available (See Facelift Evolve Guest/Tandem/Tables)

NOTE: All Seating Configurations Are Viewed From Left To Right Facing. Please Attach A Layout Showing Seating Configuration w/ Your Order. Assembled Units Must Be Shipped In Configurations Of 3 Or Less.

TANDEM

TANDEM		ITEM #:	SPECIFICATIONS GRADES LIST PRICES:													
	ADD-A-SEAT		Overall: 21.75"w 24"d 34"h				Arm: 25"h				COM: 2.75 yds.					
			Seat: 20"w 19"d 18.5"h				Weight: 50 lbs.				COL: n/a					
			COM	COL	1	2	3	4	5	6	7	8	9	10	L1	L2
	1881		1013	N/A	1095	1164	1233	1302	1370	1439	1508	1576	1645	1714	N/A	N/A
			<i>Closed Back / Tight Seat & Back / Removable Upholstery</i>													
	1881-R		91	N/A	224	292	361	430	498	567	641	716	790	864	N/A	N/A
			<i>Replacement Upholstery Covers</i>													
	ADD-A-SEAT / ACCEPTS SEAT ON RIGHT		Overall: 21.75"w 24"d 34"h				Arm: 25"h				COM: 2.75 yds.					
			Seat: 20"w 19"d 18.5"h				Weight: 50 lbs.				COL: n/a					
			COM	COL	1	2	3	4	5	6	7	8	9	10	L1	L2
	1881-C		1013	N/A	1095	1164	1233	1302	1370	1439	1508	1576	1645	1714	N/A	N/A
			<i>Closed Back / Tight Seat & Back / Removable Upholstery</i>													
	1881-R		91	N/A	224	292	361	430	498	567	641	716	790	864	N/A	N/A
			<i>Replacement Upholstery Covers</i>													
	ADD-A-SEAT / ACCEPTS TABLE ON RIGHT		Overall: 21.75"w 24"d 34"h				Arm: 25"h				COM: 2.75 yds.					
			Seat: 20"w 19"d 18.5"h				Weight: 50 lbs.				COL: n/a					
			COM	COL	1	2	3	4	5	6	7	8	9	10	L1	L2
	1881-T		1013	N/A	1095	1164	1233	1302	1370	1439	1508	1576	1645	1714	N/A	N/A
			<i>Closed Back / Tight Seat & Back / Removable Upholstery</i>													
	1881-R		91	N/A	224	292	361	430	498	567	641	716	790	864	N/A	N/A
			<i>Replacement Upholstery Covers</i>													

DESCRIPTION:

- Upholstery Frames: Steel, Plywood & Hardwood
- Seat: High Density Polyurethane Foam Over Strap Webbing
- Back: High Density Polyurethane Foam Over Plywood
- Upholstered Covers: Attached w/ Velcro / Removable For Maintenance
- Exposed Black Polyurethane Arm Caps Standard
- Exposed Black Polyester Legs Standard: Removable For Maintenance / Wallsaver Legs
- Antimicrobial Moisture Barrier Fully Encapsulates Seat & Back
- Leather Upholstery Not Available
- Adjustable Height Leveling Glides Standard
- Lifetime Warranty

OPTIONS:

- EPAC-1 Polyester Arm Cap (Specify Color)\$177 Each
- Specify Exposed Polyester Leg Finish (See Page 7)
- Table & Connecting Tables Available (See Facelift Evolve Guest/Tandem/Tables)

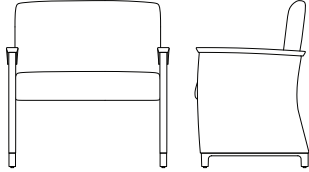
NOTE: All Seating Configurations Are Viewed From Left To Right Facing. Please Attach A Layout Showing Seating Configuration w/ Your Order. Assembled Units Must Be Shipped In Configurations Of 3 Or Less.

BARIATRIC / TANDEM

ITEM #:

SPECIFICATIONS | GRADES | LIST PRICES:

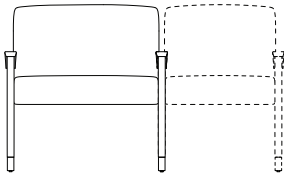
FULLY UPHOLSTERED BARIATRIC CHAIR



Overall: 33.5"w 24"d 34"h **Arm:** 25"h **COM:** 4.25 yds.
Seat: 30"w 19"d 18.5"h **Weight:** 65 lbs. **COL:** n/a

COM	COL	1	2	3	4	5	6	7	8	9	10	L1	L2
1882	N/A	1830	1940	2050	2160	2270	2380	2490	2600	2710	2820	N/A	N/A
<i>Closed Back / Tight Seat & Back / Removable Upholstery</i>													
1882-R	N/A	337	447	557	667	777	886	996	1106	1216	1326	N/A	N/A
<i>Replacement Upholstery Covers</i>													

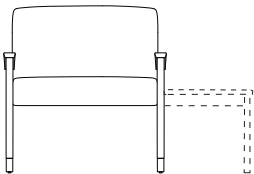
FULLY UPHOLSTERED BARIATRIC CHAIR / ACCEPTS CHAIR ON RIGHT



Overall: 33.5"w 24"d 34"h **Arm:** 25"h **COM:** 4.25 yds.
Seat: 30"w 19"d 18.5"h **Weight:** 65 lbs. **COL:** n/a

COM	COL	1	2	3	4	5	6	7	8	9	10	L1	L2
1882-C	N/A	1830	1940	2050	2160	2270	2380	2490	2600	2710	2820	N/A	N/A
<i>Closed Back / Tight Seat & Back / Removable Upholstery</i>													
1882-R	N/A	337	447	557	667	777	886	996	1106	1216	1326	N/A	N/A
<i>Replacement Upholstery Covers</i>													

FULLY UPHOLSTERED BARIATRIC CHAIR / ACCEPTS TABLE ON RIGHT



Overall: 33.5"w 24"d 34"h **Arm:** 25"h **COM:** 4.25 yds.
Seat: 30"w 19"d 18.5"h **Weight:** 65 lbs. **COL:** n/a

COM	COL	1	2	3	4	5	6	7	8	9	10	L1	L2
1882-T	N/A	1830	1940	2050	2160	2270	2380	2490	2600	2710	2820	N/A	N/A
<i>Closed Back / Tight Seat & Back / Removable Upholstery</i>													
1882-R	N/A	337	447	557	667	777	886	996	1106	1216	1326	N/A	N/A
<i>Replacement Upholstery Covers</i>													

DESCRIPTION:

- Upholstery Frames: Steel, Plywood & Hardwood
- Seat: High Density Polyurethane Foam Over Strap Webbing
- Back: High Density Polyurethane Foam Over Plywood
- Upholstered Covers: Attached w/ Velcro / Removable For Maintenance
- Exposed Black Polyurethane Arm Caps Standard
- Exposed Black Polyester Legs Standard: Removable For Maintenance / Wallsaver Legs
- Antimicrobial Moisture Barrier Fully Encapsulates Seat & Back
- Leather Upholstery Not Available
- Adjustable Height Leveling Glides Standard
- Lifetime Warranty

OPTIONS:

- EPAC-1 Polyester Arm Cap (Specify Color)\$177 Each
- Specify Exposed Polyester Leg Finish (See Page 7)
- Table & Connecting Tables Available (See Facelift Evolve Guest/Tandem/Tables)

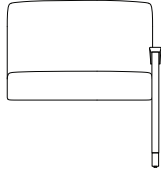
NOTE: All Seating Configurations Are Viewed From Left To Right Facing. Please Attach A Layout Showing Seating Configuration w/ Your Order. Assembled Units Must Be Shipped In Configurations Of 3 Or Less.

BARIATRIC / TANDEM

ITEM #:

SPECIFICATIONS | GRADES | LIST PRICES:

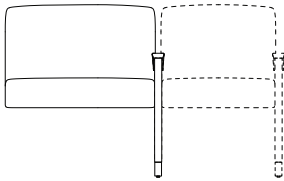
BARIATRIC ADD-A-SEAT



Overall: 31.75"w 24"d 34"h **Arm:** 25"h **COM:** 3.25 yds.
Seat: 30"w 19"d 18.5"h **Weight:** 62 lbs. **COL:** n/a

COM	COL	1	2	3	4	5	6	7	8	9	10	L1	L2
1883	N/A	1392	1468	1543	1619	1695	1770	1846	1921	1997	2073	N/A	N/A
<i>Closed Back / Tight Seat & Back / Removable Upholstery</i>													
1883-R	N/A	250	326	401	477	552	628	704	779	855	930	N/A	N/A
<i>Replacement Upholstery Covers</i>													

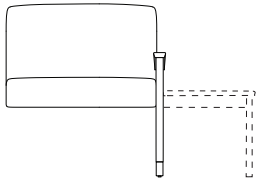
BARIATRIC ADD-A-SEAT / ACCEPTS SEAT ON RIGHT



Overall: 31.75"w 24"d 34"h **Arm:** 25"h **COM:** 3.25 yds.
Seat: 30"w 19"d 18.5"h **Weight:** 62 lbs. **COL:** n/a

COM	COL	1	2	3	4	5	6	7	8	9	10	L1	L2
1883-C	N/A	1392	1468	1543	1619	1695	1770	1846	1921	1997	2073	N/A	N/A
<i>Closed Back / Tight Seat & Back / Removable Upholstery</i>													
1883-R	N/A	250	326	401	477	552	628	704	779	855	930	N/A	N/A
<i>Replacement Upholstery Covers</i>													

BARIATRIC ADD-A-SEAT / ACCEPTS TABLE ON RIGHT



Overall: 31.75"w 24"d 34"h **Arm:** 25"h **COM:** 3.25 yds.
Seat: 30"w 19"d 18.5"h **Weight:** 62 lbs. **COL:** n/a

COM	COL	1	2	3	4	5	6	7	8	9	10	L1	L2
1883-T	N/A	1392	1468	1543	1619	1695	1770	1846	1921	1997	2073	N/A	N/A
<i>Closed Back / Tight Seat & Back / Removable Upholstery</i>													
1883-R	N/A	250	326	401	477	552	628	704	779	855	930	N/A	N/A
<i>Replacement Upholstery Covers</i>													

DESCRIPTION:

- Upholstery Frames: Steel, Plywood & Hardwood
- Seat: High Density Polyurethane Foam Over Strap Webbing
- Back: High Density Polyurethane Foam Over Plywood
- Upholstered Covers: Attached w/ Velcro / Removable For Maintenance
- Exposed Black Polyurethane Arm Caps Standard
- Exposed Black Polyester Legs Standard: Removable For Maintenance / Wallsaver Legs
- Antimicrobial Moisture Barrier Fully Encapsulates Seat & Back
- Leather Upholstery Not Available
- Adjustable Height Leveling Glides Standard
- Lifetime Warranty

OPTIONS:

- EPAC-1 Polyester Arm Cap (Specify Color)\$177 Each
- Specify Exposed Polyester Leg Finish (See Page 7)
- Table & Connecting Tables Available (See Facelift Evolve Guest/Tandem/Tables)

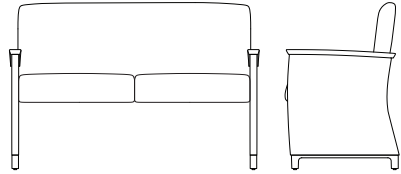
NOTE: All Seating Configurations Are Viewed From Left To Right Facing. Please Attach A Layout Showing Seating Configuration w/ Your Order. Assembled Units Must Be Shipped In Configurations Of 3 Or Less.

GUEST / TANDEM

ITEM #:

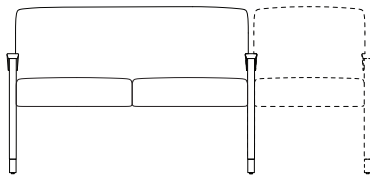
SPECIFICATIONS | GRADES | LIST PRICES:

FULLY UPHOLSTERED TWO PLACE SOFA



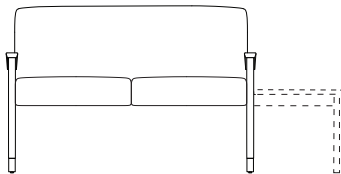
		Overall: 51.5"w 24"d 34"h		Arm: 25"h		COM: 5.5 yds.							
		Seat: 48"w 19"d 18.5"h		Weight: 75 lbs.		COL: n/a							
COM	COL	1	2	3	4	5	6	7	8	9	10	L1	L2
2112	N/A	2285	2429	2574	2718	2862	3007	3151	3295	3440	3584	N/A	N/A
<i>Closed Back / Tight Seat & Back / Removable Upholstery</i>													
152	N/A	432	577	721	865	1010	1154	1298	1443	1587	1731	N/A	N/A
<i>Replacement Upholstery Covers</i>													

FULLY UPHOLSTERED TWO PLACE SOFA / ACCEPTS CHAIR ON RIGHT



		Overall: 51.5"w 24"d 34"h		Arm: 25"h		COM: 5.5 yds.							
		Seat: 48"w 19"d 18.5"h		Weight: 75 lbs.		COL: n/a							
COM	COL	1	2	3	4	5	6	7	8	9	10	L1	L2
2112	N/A	2285	2429	2574	2718	2862	3007	3151	3295	3440	3584	N/A	N/A
<i>Closed Back / Tight Seat & Back / Removable Upholstery</i>													
152	N/A	432	577	721	865	1010	1154	1298	1443	1587	1731	N/A	N/A
<i>Replacement Upholstery Covers</i>													

FULLY UPHOLSTERED TWO PLACE SOFA / ACCEPTS TABLE ON RIGHT



		Overall: 51.5"w 24"d 34"h		Arm: 25"h		COM: 5.5 yds.							
		Seat: 48"w 19"d 18.5"h		Weight: 75 lbs.		COL: n/a							
COM	COL	1	2	3	4	5	6	7	8	9	10	L1	L2
2112	N/A	2285	2429	2574	2718	2862	3007	3151	3295	3440	3584	N/A	N/A
<i>Closed Back / Tight Seat & Back / Removable Upholstery</i>													
152	N/A	432	577	721	865	1010	1154	1298	1443	1587	1731	N/A	N/A
<i>Replacement Upholstery Covers</i>													

DESCRIPTION:

- Upholstery Frames: Steel, Plywood & Hardwood
- Seat: High Density Polyurethane Foam Over Strap Webbing
- Back: High Density Polyurethane Foam Over Plywood
- Upholstered Covers: Attached w/ Velcro / Removable For Maintenance
- Exposed Black Polyurethane Arm Caps Standard
- Exposed Black Polyester Legs Standard: Removable For Maintenance / Wallsaver Legs
- Antimicrobial Moisture Barrier Fully Encapsulates Seat & Back
- Leather Upholstery Not Available
- Adjustable Height Leveling Glides Standard
- Lifetime Warranty

OPTIONS:

- EPAC-1 Polyester Arm Cap (Specify Color)\$177 Each
- Specify Exposed Polyester Leg Finish (See Page 7)
- Table & Connecting Tables Available (See Facelift Evolve Guest/Tandem/Tables)

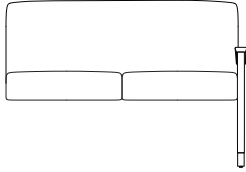
NOTE: All Seating Configurations Are Viewed From Left To Right Facing. Please Attach A Layout Showing Seating Configuration w/ Your Order. Assembled Units Must Be Shipped In Configurations Of 3 Or Less.

GUEST / TANDEM

ITEM #:

SPECIFICATIONS | GRADES | LIST PRICES:

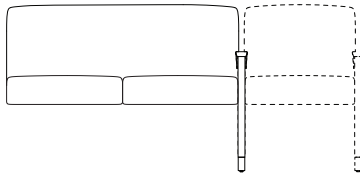
TWO PLACE ADD-A-SEAT



Overall: 49.75" w 24" d 34" h **Arm:** 25" h **COM:** 4.5 yds.
Seat: 48" w 19" d 18.5" h **Weight:** 72 lbs. **COL:** n/a

COM	COL	1	2	3	4	5	6	7	8	9	10	L1	L2
1885	N/A	1166	1283	1400	1517	1634	1750	1867	1984	2101	2218	N/A	N/A
<i>Closed Back / Tight Seat & Back / Removable Upholstery</i>													
1885-R	N/A	354	471	588	705	822	939	1055	1172	1289	1406	N/A	N/A
<i>Replacement Upholstery Covers</i>													

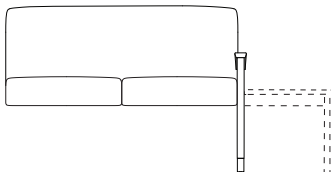
TWO PLACE ADD-A-SEAT / ACCEPTS SEAT ON RIGHT



Overall: 49.75" w 24" d 34" h **Arm:** 25" h **COM:** 4.5 yds.
Seat: 48" w 19" d 18.5" h **Weight:** 72 lbs. **COL:** n/a



COM	COL	1	2	3	4	5	6	7	8	9	10	L1	L2
1885-C	N/A	1166	1283	1400	1517	1634	1750	1867	1984	2101	2218	N/A	N/A
<i>Closed Back / Tight Seat & Back / Removable Upholstery</i>													
1885-R	N/A	354	471	588	705	822	939	1055	1172	1289	1406	N/A	N/A
<i>Replacement Upholstery Covers</i>													

TWO PLACE ADD-A-SEAT / ACCEPTS TABLE ON RIGHT



Overall: 49.75" w 24" d 34" h **Arm:** 25" h **COM:** 4.5 yds.
Seat: 48" w 19" d 18.5" h **Weight:** 72 lbs. **COL:** n/a

COM	COL	1	2	3	4	5	6	7	8	9	10	L1	L2
1885-T	N/A	1166	1283	1400	1517	1634	1750	1867	1984	2101	2218	N/A	N/A
<i>Closed Back / Tight Seat & Back / Removable Upholstery</i>													
1885-R	N/A	354	471	588	705	822	939	1055	1172	1289	1406	N/A	N/A
<i>Replacement Upholstery Covers</i>													

ARM CAPS / COVERS	OPTION #:	SPECIFICATIONS LIST PRICES AVAILABILITY:
<p>POLYESTER ARM CAPS</p> 	<p>EPAC-1</p> <p><i>Overall: 2.75"w 22.5"d 1.125"h</i></p> <hr/> <p>\$177 Each - POLYESTER <i>Polyester Arm Cap (Specify Exposed)</i></p> <p><i>Available: Facelift Evolve Fully Upholstered Collection</i></p>	
<p>CONTRASTING COVERS</p> 	<p><i>Overall: N/A</i></p> <hr/> <p>CC</p> <p>\$129 <i>NOTE: If Two Or More Upholsteries Or Leathers Are Used On Any Piece Of Furniture, Then A Contrast Charge Will Apply Per Order. When Using Trinity Upholstery, The Higher Priced Upholstery Grade Will Be Used In Pricing, Unless It's Trinity Leather With Fabric Contrast Welt, Or COM With Trinity Contrast Welt, Then Contact Customer Service For Pricing.</i></p> <p><i>Available: Facelift Evolve Fully Upholstered Collection</i></p>	